
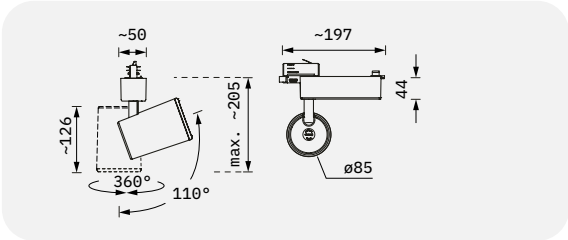


# Iqona IMM



- Lighting technology LED
  - Tool-less mounting with track adapter for three-circuit track (Global or Stucchi)
  - Floor and wall mounting not permitted
  - Turning and tilting (360°/110°)
  - With integral reflector SSP, SP, MFL, FL, WFL or VWFL
  - Optionally with lens insert focusable from SP to FL
  - Supply unit included
  - Version with DALI or Casambi on request
- Colours: white, anthracite, silver on request



- 100% recyclable
- Designed in accordance with the Ecodesign Directive (2019/2020/EU)
- Manufactured with 100% recycled aluminium
- Long LED life due to efficient thermal management

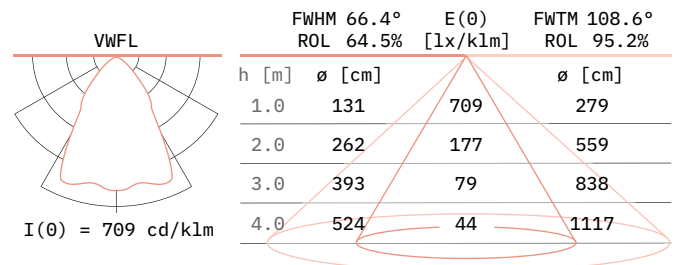
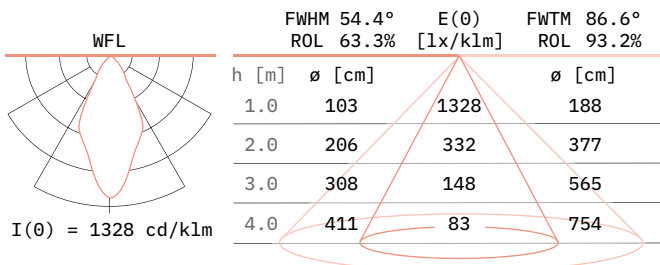
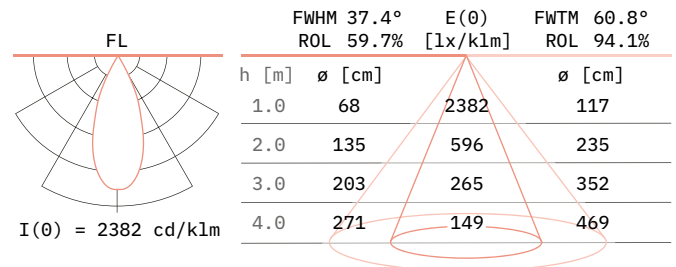
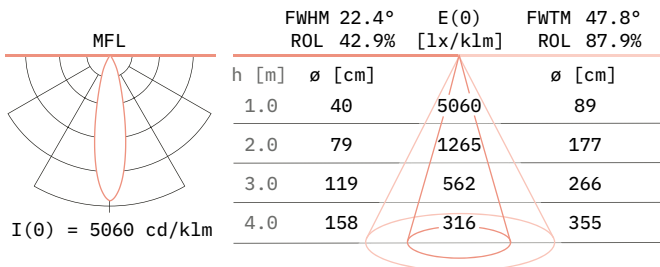
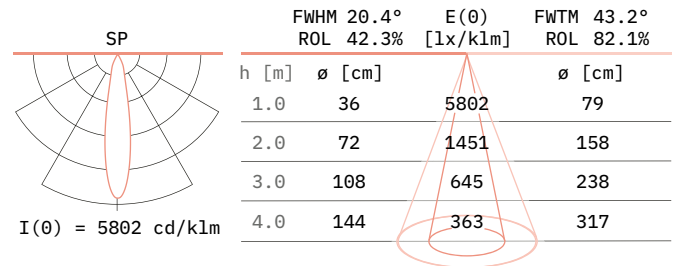
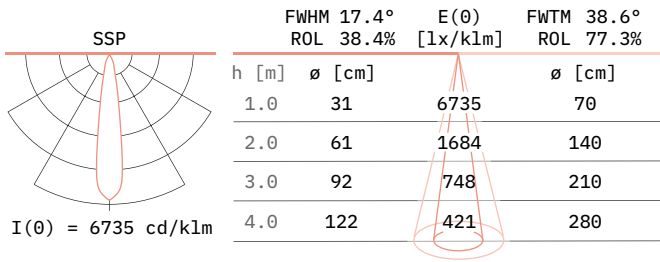
## Photometric data

CRI Colour quality	Power level									
	19 W		23 W		27 W		31 W		35 W	
	Luminous flux luminaire [lm]	System efficiency [lm/W]	Luminous flux luminaire [lm]	System efficiency [lm/W]	Luminous flux luminaire [lm]	System efficiency [lm/W]	Luminous flux luminaire [lm]	System efficiency [lm/W]	Luminous flux luminaire [lm]	System efficiency [lm/W]
830	2415	128	2841	125	3249	120	3632	117	4003	114
840	2536	134	2983	131	3410	126	3814	123	4202	119
927	1967	104	2314	101	2646	98	2958	95	3260	93
930	2069	109	2434	107	2783	103	3112	100	3430	97
940	2175	115	2558	112	2924	108	3270	105	3604	102
Brilliant ( <sup>930</sup> = Best color/ Best White)	1981	105	2326	102	2651	99	2952	96	3241	92
N27	1466	77	1720	74	1960	72	2185	69	2401	67
NMeat	-	-	-	-	-	-	-	-	1531	42

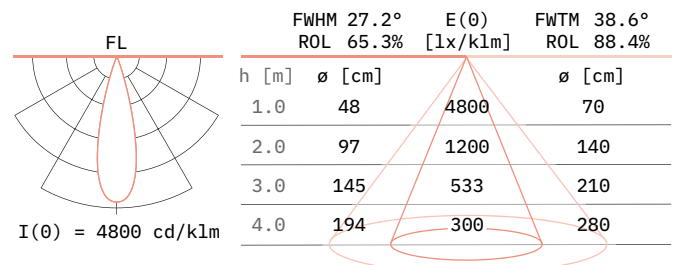
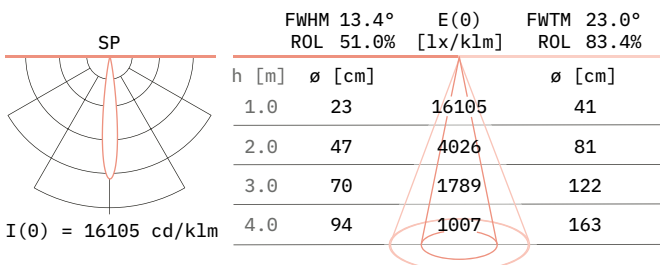
Maximum possible, optionally available connected load: 38 W.  
According to IEC 62722-1 the given rated values of the total luminous flux and of the electric power must not deviate by more than 10%. The values apply to the luminaire with MFL reflector, in the case of the SSP/SP/FL/WFL/VWFL reflectors

the values can deviate +/- 5%. The photometric values are standard values and refer to the entire luminaire. Other light qualities on request to info@ansorg.com. This product contains two light sources of energy efficiency class D (830/840), E (927/930/940), F (N27) or G (NMeat).

Light distribution with reflector



Light distribution with lens insert, continuously focusable between SP and FL



Technical data

Information	Values
Connection data	220-240 V, 50/60 Hz (110-277 V on request)
Weight	approx. 0.9 kg
Colour tolerance	3SDCM (MacAdam)
Lumen maintenance	L80/B10 ≥ 50,000h, Ta 25 °C L90/B50 ≥ 50,000h, Ta 25 °C
Failure rate	C0/B10 ≥ 50,000h, Ta 25 °C
Photobiological safety	RG1
Number per circuit breaker B 16A	25
Protection class	1
Type of protection	IP20
Certification mark	ENEC / CB